




W.H. Smith Memorial School

SUMMER HOLIDAY HOMEWORK

THEME – LET'S BE WATER STARS SUSTAINABLE DEVELOPMENT GOAL 6

CLASS – 1 (2026– 2027)

NAME OF THE STUDENT:





Goal 6: Clean Water and Sanitation

This goal is about making sure everyone has clean water to drink and a safe place to go to the bathroom.

Handwriting Practice

Use old notebook pages to practice neat handwriting every day. Choose one sentence from the sentences given below, write it on a page, and repeat it to improve your writing skills.

Water

1. Water is very important for us.
2. We drink water when we are thirsty.
3. Plants and animals need water too.
4. Water is used for cooking our food.
5. We use water to take a bath and stay clean.
6. Fish live in water.
7. Water helps flowers grow.
8. We can swim and play in water.
9. We get water from rain, rivers, and lakes.
10. Water makes us happy and healthy.


सुलेख अभ्यास


पुरानी कॉपियों के पन्नों का उपयोग करके रोज़ साफ-सुथरी लिखावट का अभ्यास करें। नीचे दिए गए वाक्यों में से एक वाक्य चुनें, उसे एक पेज पर लिखें और अपनी लिखावट सुधारने के लिए उसे दोहराएँ।


- ① जल है तो जीवन है।
- ② जल हमारे के लिए बहुत जरूरी है।
- ③ जल के बिना जीवन संभव नहीं है।
- ④ हमें हर रोज जल बचाना चाहिए।
- ⑤ वर्षा जल को संग्रहित करना चाहिए।
- ⑥ पेड़-पौधे लगाने से जल बचता है।
- ⑦ जल प्रदूषण को हमें रोकना होगा।
- ⑧ कम जल में काम करना सीखें।
- ⑨ जल बचाने से भविष्य सुरक्षित रहेगा।
- ⑩ आज जल बचाओ, कल जीवन बचाओ।


The Wonders of Water


cook	clean	drink	wash	bath	brush	plants
-------------	--------------	--------------	-------------	-------------	--------------	---------------


1. We need water to _____ our face. 


5. We need water to _____. 


2.  We need water to _____ our teeth.

6. We need water to take a _____. 

3. We need water to _____ our hands. 

7.  We need water to _____ fruits and vegetables.


4.  We need water to _____ food.

8. We need water to grow _____. 

COLOUR THE PICTURE





I can save
WATER!

This is me saving water:

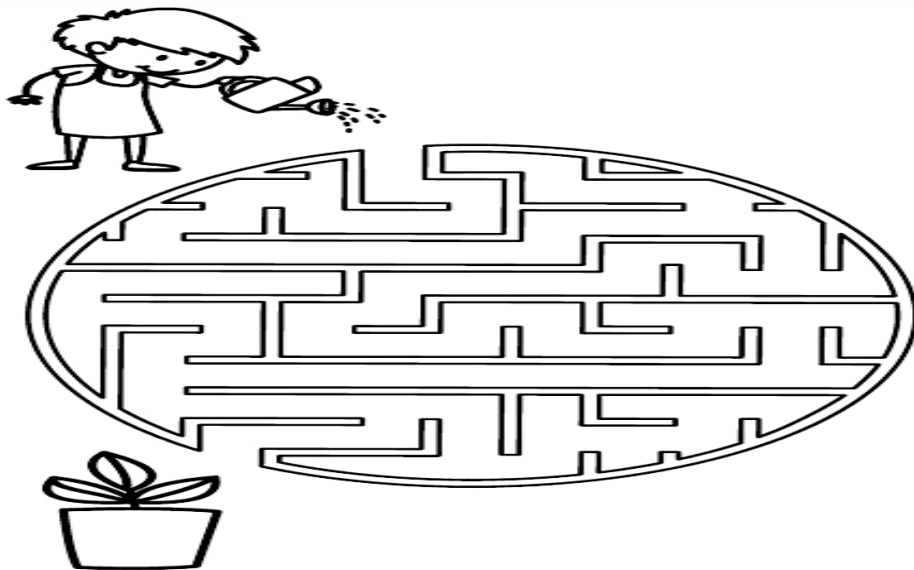


USES OF WATER.

Look at the pictures and write the use of water.



HELP THE BOY WATER THE PLANT.



MATHS

❖ Learn the Number Names 1- 50, Counting Numbers and Times Table 2 and 3.

My Water Diary

How much water do you use?

Keep a diary of how often you do the following activities. Put a tick next to each one. At the end of the day add up the amount of water you have used.

My Water Diary			
Activity	Amount of water (bucket/mug)	Number of times in one day	Total amount of water used in 1 day
Brushing teeth (tap turned off)			
Washing hands and face			
Bath (using bucket)			
Flushing toilet			
Washing clothes by hand			
Drinking water			
Total amount of water used in a week.			

WATER TRACKER OF THE WEEK

Choose a week for this activity. Fill in the table neatly and answer the questions that follow.

Glasses of water	7							
	6							
	5							
	4							
	3							
	2							
	1							
Days of the Week	Monday	Tuesday	Wednesday	Thursday	Friday	Saturday	Sunday	

Q1. How many glasses of water did you drink on Monday?

Ans. _____

Q2. Which day did you drink the most water?

Ans. _____

Q3. Which day did you drink the least water?

Ans. _____

Q4. Did you drink more water on Tuesday or Wednesday?

Ans. _____

Q5. On which day did you drink 3 glasses of water?

Ans. _____

Q6. If you drink one more glass on Friday, how many will you drink in total?

Ans. _____

Q7. If you forgot to drink water on Sunday, what can you do next time?

Ans. _____

Q8. How many glasses of water did you drink in total for the whole week?

Ans. _____

Q9. If you want to stay healthy, how many glasses should you drink every day?

Ans. _____



Story Sums

Read the story: Save Water

Riya fills 2 buckets of water to water plants. Her brother Rahul fills 3 buckets of water to clean the floor. Their mother saves 1 bucket of water by closing the tap while washing vegetables. They all want to save water every day.

Questions

Q1. How many buckets did Riya fill?

Ans. _____

Q2. How many buckets did Rahul fill?

Ans. _____

Q3. How many buckets of water did mother save?

Ans. _____

Q4. How many buckets did Riya and Rahul fill together?

Ans. _____

Q5. How many total buckets were used and saved by the family?

Ans. _____

Q6. Who used more buckets — Riya or Rahul?

Ans. _____

Q7. Who used fewer buckets of water?

Ans. _____

Q8. Did the family save more or less water than Rahul used?

Ans. _____

Thinking Skills Questions





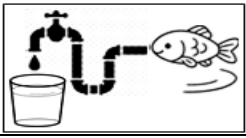




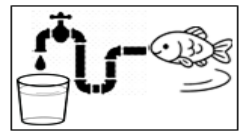




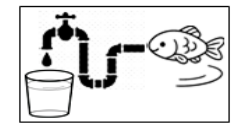




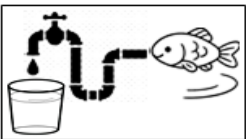
Q1. If Riya saves 1 more bucket tomorrow, how many buckets will she save in total?

Ans. _____

Q2. Write one way you can help save water at home?

Ans. _____

HOW MANY WATER DROPS WERE WASTED?

1					
2					
3					
4					

Q1. Why should we close the tap after using water?

Ans. _____

Q2. What will happen if we keep wasting water every day?

Ans. _____

Q3. Can we live without water? Why or why not?

Ans. _____

Q4. What will happen to animals if there is no water?

Ans. _____

Q5. Have you ever seen water being wasted? What did you do?

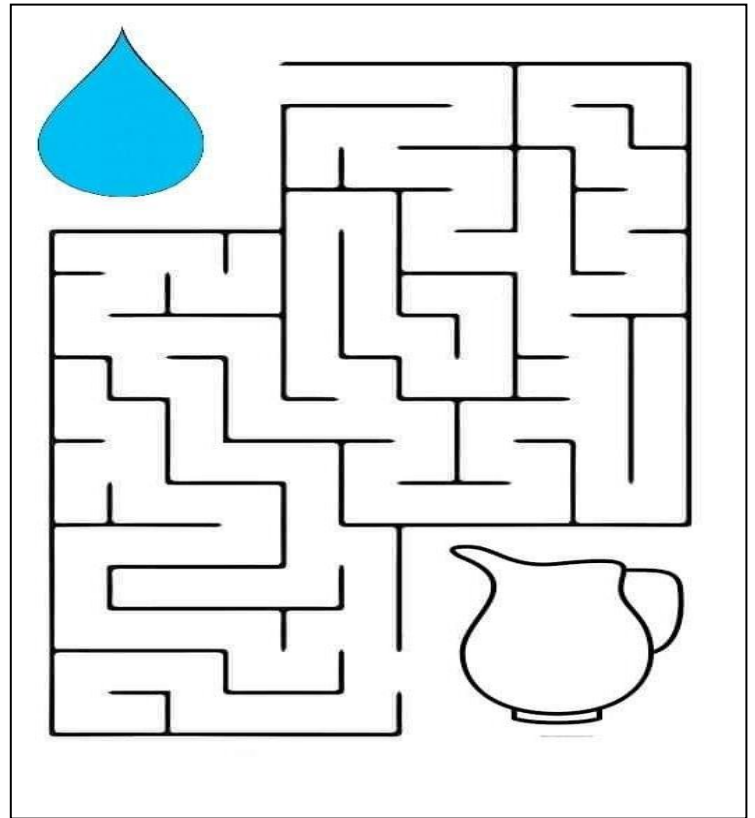
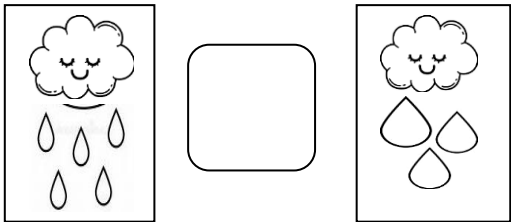
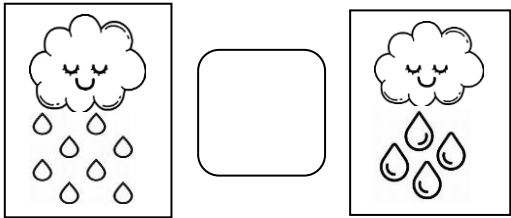
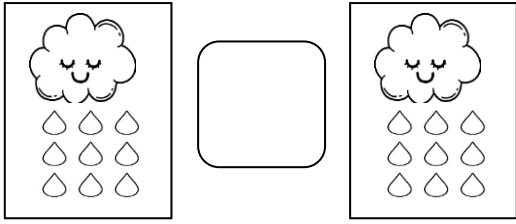
Ans. _____

Q6. Imagine you are a water drop. How would you feel if you are wasted?



Ans. _____

DRAW THE CORRECT SIGN FOR

HELP DROPLET TO FILL THE JUG



UNDERWATER AQUATIC SUMS



4

+1

-2




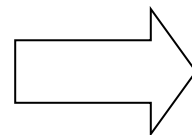
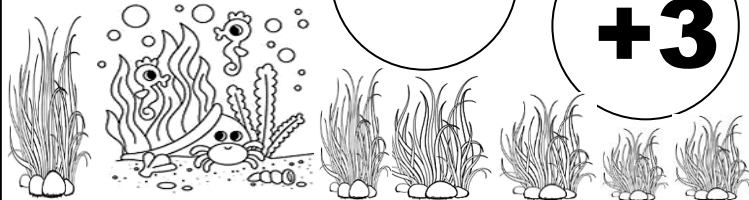

+2


-3

+5

-4

+3





हिंदी गद्यांश - जल बचाओ

पानी हमारे जीवन के लिए बहुत जरूरी है। हम पानी पीते हैं, नहाते हैं और पौधों को पानी देते हैं। हमें पानी बर्बाद नहीं करना चाहिए। हमें नल खुला नहीं छोड़ना चाहिए। आओ, हम सब मिलकर पानी बचाएँ।

रिक्त स्थान भरें :

1. पानी हमारे _____ के लिए जरूरी है।
2. हमें पानी _____ नहीं करना चाहिए।
3. हमें नल _____ नहीं छोड़ना चाहिए।

सही या गलत लिखें :

1. पानी हमारे जीवन के लिए जरूरी नहीं है। (_____)
2. हमें पानी बचाना चाहिए। (_____)
3. हमें नल खुला छोड़ना चाहिए। (_____)

दिए गए गद्यांश के आधार पर सही उत्तर लिखें।

1. हम क्या पीते हैं?

उत्तर. _____

2. हमें क्या बचाना चाहिए?

उत्तर. _____

दिए गए शब्दों की सहायता से रिक्त स्थानों की पूर्ति कीजिए।



जल	वर्षा	पानी	सागर	जल	नल
----	-------	------	------	----	----

1. हमें _____ बचाना चाहिए।
2. पानी का उपयोग करने के बाद _____ बंद रखना चाहिए।
3. _____ ही जीवन है।
4. बूंद-बूंद से ही _____ भरता है।
5. हमें जल _____ से प्राप्त होता है।
6. हमें _____ को बर्बाद नहीं करना चाहिए।

पानी के उपयोग

1

2

3

4




5

6

7

8

पानी के मुख्य स्रोत
निशान लगाइए
और रंग भरिए



EVS

❖ Learn the New Words and Question and answers of the chapters taught in the class.

SAVING WATER

Water is a precious natural resource. We must not waste it. Below are given some activities. Which of these activities show wastage of water? Tick (✓) them.



SAVE WATER SENTENCE SEARCH

Directions: Circle the 6 tips to save water in the puzzle and write the sentences under the correct pictures.

Take shorter showers.

Collect rain water.

Fix dripping taps.

Turn off the tap when brushing your teeth.

Use a sponge and a bucket to wash your car.

T	A	K	E	S	H	O	R	T	E	R	S	H	O	W	E	R	Q	W	E	R	A	S	D	F	T	Y	U	I	O	P	S	D	D
F	F	G	Z	X	C	V	F	D	S	A	E	G	H	J	K	B	N	M	M	R	Y	V	C	X	V	B	C	X	W	T	Y	N	M
C	O	L	L	E	C	T	R	A	I	N	W	A	T	E	R	F	G	H	J	K	L	Z	X	A	S	D	F	G	H	J	K	L	O
M	N	B	V	C	X	X	Z	L	K	J	H	G	F	D	S	A	P	O	I	U	Y	T	R	R	E	E	W	Q	R	T	Y	U	I
F	I	X	D	R	I	P	P	I	N	G	T	A	P	S	Q	W	E	D	C	V	F	R	T	H	N	M	J	U	I	K	O	L	P
A	B	C	D	E	F	G	H	I	J	K	L	M	N	O	P	Q	R	S	T	U	V	W	X	Y	Z	A	B	C	D	E	F	G	H
T	U	R	N	O	F	F	T	H	E	T	A	P	W	H	E	N	B	R	U	S	H	I	N	G	Y	O	U	R	T	E	E	T	H
F	F	G	Z	X	C	V	F	D	S	A	E	G	H	J	K	B	N	M	M	R	Y	V	C	X	V	B	C	X	W	T	Y	N	M
U	S	E	A	S	P	O	N	G	E	A	N	D	A	B	U	C	K	E	T	T	O	W	A	S	H	Y	O	U	R	C	A	R	O



MINI EXPERIMENT – CLEAN OR DIRTY?



Draw or paste picture of two glasses:

One with clean water

One with muddy water

Answer the following questions?

Which one is safe to drink?

Ans. _____

Why is clean water important?

Ans. _____


What will happen if you drink dirty water?

Ans. _____



WATER WORDS TREASURE HUNT

Fill in the table. Write 10 water related words. Draw or paste the picture of the word. Frame a sentence from the word. One example is given.

	WORDS	IMAGE	SENTENCES
Example	SOAP		We should wash our hands with water and soap.
1			
2			
3			
4			
5			
6			
7			
8			
9			
10			